

DH C

A DHOSPITALITY SUBSIDIARY



Office Desks 2019

LEADERS IN CUSTOM MANUFACTURING



DESIGN
FOR
DESIRE



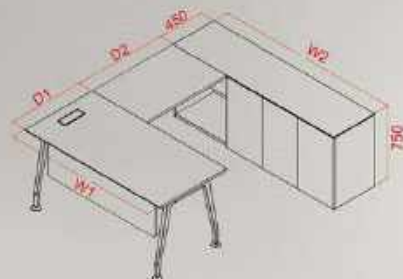
MODERN FURNITURE



MANAGER TABLE

MANAGER DESK

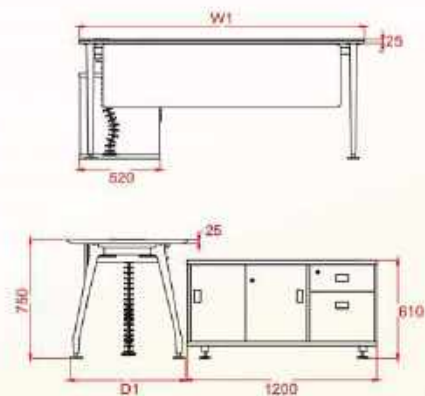
MDS-MGR-K



W1	W2	D1	D2	H	Code	CBM	G.W. (kg)
1400	1600	750	900	750	MDS-MGR-1400/1600-K	0.30	124
1500	1600	750	900		MDS-MGR-1500/1600-K	0.30	126
1600	1600	750	900		MDS-MGR-1600/1600-K	0.30	128
W1	W2	D1	D2	H	Code	CBM	G.W. (kg)
1600	1800	750	900	750	MDS-MGR-1600/1800-L	0.33	82
1600	1800	750	1200		MDS-MGR-1600/1800-L	0.34	85
1600	1800	900	900		MDS-MGR-1600/1800-L	0.34	88
1600	1800	900	1200		MDS-MGR-1600/1800-L	0.35	71
W1	W2	D1	D2	H	Code	CBM	G.W. (kg)
1800	2400	750	900	750	MDS-MGR-1800/2400-M	0.37	169
1800	2400	750	1200		MDS-MGR-1800/2400-M	0.38	172
1800	2400	900	900		MDS-MGR-1800/2400-M	0.38	175
1800	2400	900	1200		MDS-MGR-1800/2400-M	0.39	178
2000	2400	900	1200		MDS-MGR-2000/2400-M	0.40	184
2200	2400	900	1200		MDS-MGR-2200/2400-M	0.41	189
2400	2400	1000	1200		MDS-MGR-2400/2400-M	0.43	198

MANAGER DESK

MDS-MGR-F

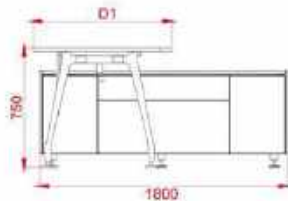
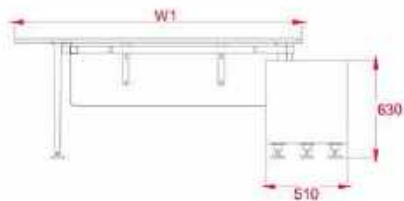


W1	D1	H	Code	GR1	G.W. (kg)
1400	750	750	MDS-MGR-140075-F	0.55	103
1500	750		MDS-MGR-150075-F	0.58	105
1600	750		MDS-MGR-160075-F	0.66	107
1800	750		MDS-MGR-180075-F	0.57	112
2000	750		MDS-MGR-200075-F	0.26	117
1800	900	750	MDS-MGR-180090-F	0.58	117
2000	900		MDS-MGR-200090-F	0.58	123
2200	900		MDS-MGR-220090-F	0.80	128
2400	1000		MDS-MGR-240100-F	0.81	137



MANAGER DESK

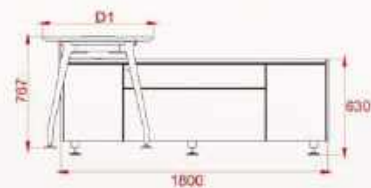
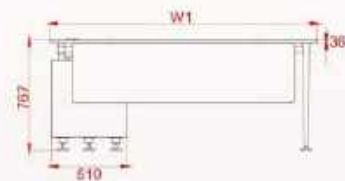
MDS-MGR-A



W1	D1	H	Code	QSM	G.W. (kg)
1800	860	750	MDS-MGR-1800G-A	0.76	147
2000	860		MDS-MGR-2000G-A	0.77	158
2200	1000		MDS-MGR-22010G-A	0.79	163
2400	1000		MDS-MGR-24010G-A	0.80	169

MANAGER DESK

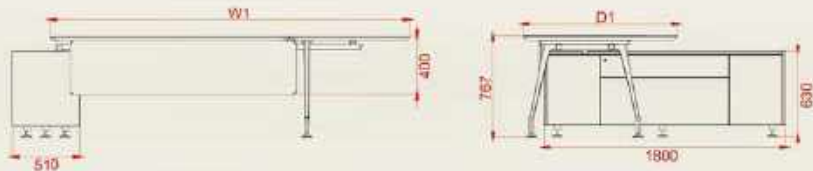
MDS-MGR-E



W1	D1	H	Code	CEM	G.W. (kg)
1800	750	750	MDS-MGR-180075-E	0.76	143
1800	900		MDS-MGR-180090-E	0.77	148
2000	900		MDS-MGR-200090-E	0.78	156
2200	900		MDS-MGR-220090-E	0.79	161
2400	1000		MDS-MGR-240100-E	0.80	171

EXECUTIVE DESK

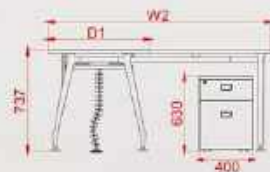
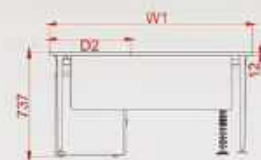
MDS-MGR-B



W1	D1	H	Code	CBM	D.W. (kg)
2700	1134	630	MDS-MGR-270090-B	0.88	156
2900	1134		MDS-MGR-290090-B	0.97	161

MANAGER DESK

MDS-MGR-G



W1	W2	D1	D2	H	Code	CBM	G.V. (kg)
1800	1800	900	600	737	MDS-MGR-18000990-G	0.53	130
2000	1800	900	600		MDS-MGR-20000990-G	0.58	139
2200	2100	900	600		MDS-MGR-220009120-G	0.63	152
2400	2200	1000	600		MDS-MGR-24010120-G	0.67	167

FREESTANDING TABLE

FREESTANDING DESK

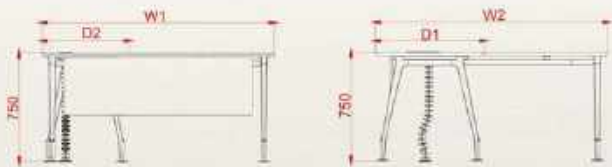
MDS-FD01-A



W1	D1	H	Code	CBM	G.W. (kg)
1000	600	750	MDS-FD01-100060-A	0.11	22
1200	600		MDS-FD01-120060-A	0.11	24
1400	600		MDS-FD01-140060-A	0.12	27
1500	600		MDS-FD01-150060-A	0.12	28
1600	600		MDS-FD01-160060-A	0.12	29
1800	600		MDS-FD01-180060-A	0.13	32
2000	600	MDS-FD01-200060-A	0.13	35	
1000	750	750	MDS-FD01-100075-A	0.11	27
1200	750		MDS-FD01-120075-A	0.11	31
1400	750		MDS-FD01-140075-A	0.12	34
1500	750		MDS-FD01-150075-A	0.12	36
1600	750		MDS-FD01-160075-A	0.12	37
1800	750		MDS-FD01-180075-A	0.13	41
2000	750	MDS-FD01-200075-A	0.14	45	

FREESTANDING DESK

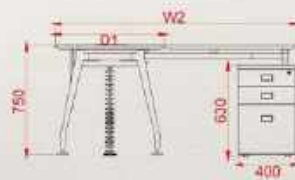
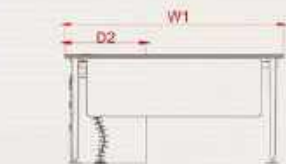
MDS-FD01-D



W1	W2	D1	D2	H	Code	CBM	G.W. (kg)
1400	1400	750	900	750	MDS-FD01-140075-D	0.18	24
1500	1500	750	900		MDS-FD01-150075-D	0.19	27
1600	1600	750	900		MDS-FD01-160075-D	0.20	29
1800	1800	750	900		MDS-FD01-180075-D	0.21	37
2000	1950	750	900		MDS-FD01-200075-D	0.22	44

FREESTANDING DESK

MDS-FD01-I

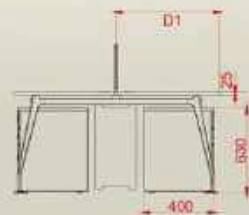


W1	W2	D1	D2	H	Code	GM	G.W. (kg)
1400	1400	750	600	750	MDS-FD01-140075-I	0.34	52
1500	1500	750	600		MDS-FD01-150075-I	0.34	56
1600	1600	750	600		MDS-FD01-160075-I	0.35	59
1800	1800	750	600		MDS-FD01-180075-I	0.36	65
2000	1950	750	600		MDS-FD01-200075-I	0.37	102

BENCH

BENCH WORKSTATIONS

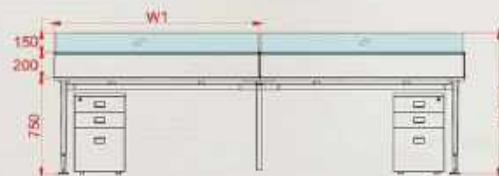
MDS-WS04-FA



W1	D1	H	Code	GM	G.W (kg)
1000	600	1100	MDS-WS04-100060110-FA	1.03	208
1200	600		MDS-WS04-120060110-FA	1.07	222
1400	600		MDS-WS04-140060110-FA	1.10	234
1500	600		MDS-WS04-150060110-FA	1.13	240
1600	600		MDS-WS04-160060110-FA	1.15	237
1800	600		MDS-WS04-180060110-FA	1.19	250
2000	600	MDS-WS04-200060110-FA	1.24	275	
1000	750	1100	MDS-WS04-100075110-FA	1.10	222
1200	750		MDS-WS04-120075110-FA	1.14	237
1400	750		MDS-WS04-140075110-FA	1.18	252
1500	750		MDS-WS04-150075110-FA	1.21	259
1600	750		MDS-WS04-160075110-FA	1.25	258
1800	750		MDS-WS04-180075110-FA	1.27	261
2000	750		MDS-WS04-200075110-FA	1.33	290

BENCH WORKSTATIONS

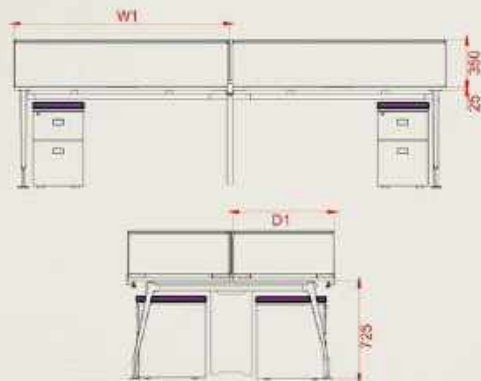
MDS-WS04-FB



W1	D1	H	Code	CBM	G.W. (kg)
1000	800	1100	MDS-WS04-100000110-FB	1.03	250
1200	800		MDS-WS04-120000110-FB	1.67	222
1400	800		MDS-WS04-140000110-FB	1.10	235
1500	800		MDS-WS04-150000110-FB	1.13	241
1600	800		MDS-WS04-160000110-FB	1.15	247
1900	800		MDS-WS04-190000110-FB	1.19	260
2000	800		MDS-WS04-200000110-FB	1.24	278
1000	750	1100	MDS-WS04-100075110-FB	1.10	222
1200	750		MDS-WS04-120075110-FB	1.14	237
1400	750		MDS-WS04-140075110-FB	1.18	252
1500	750		MDS-WS04-150075110-FB	1.21	260
1600	750		MDS-WS04-160075110-FB	1.23	267
1900	750		MDS-WS04-190075110-FB	1.27	282
2000	750		MDS-WS04-200075110-FB	1.33	301

BENCH WORKSTATIONS

MDS-WS04-FC



W1	D1	H	Code	GM	G.W (kg)
1000	800	1100	MDS-WS04-100080110-FC	1.10	214
1200	800		MDS-WS04-120080110-FC	1.14	227
1400	800		MDS-WS04-140080110-FC	1.18	240
1500	800		MDS-WS04-150080110-FC	1.21	248
1600	800		MDS-WS04-160080110-FC	1.22	252
1800	800		MDS-WS04-180080110-FC	1.26	265
2000	800		MDS-WS04-200080110-FC	1.31	280
1000	750		1100	MDS-WS04-100075110-FC	1.18
1200	750	MDS-WS04-120075110-FC		1.22	244
1400	750	MDS-WS04-140075110-FC		1.26	258
1500	750	MDS-WS04-150075110-FC		1.29	266
1600	750	MDS-WS04-160075110-FC		1.31	273
1800	750	MDS-WS04-180075110-FC		1.35	288
2000	750	MDS-WS04-200075110-FC		1.41	300

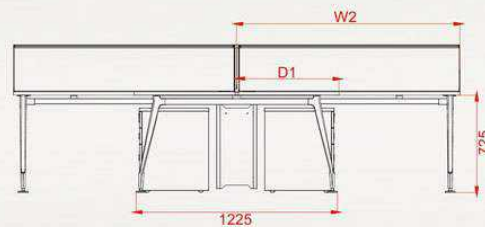
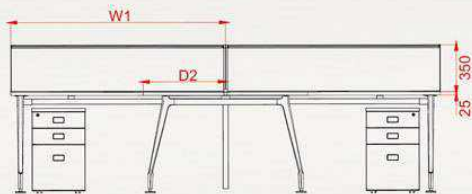


BENCH WORKSTATIONS

MDS-WS04-FE

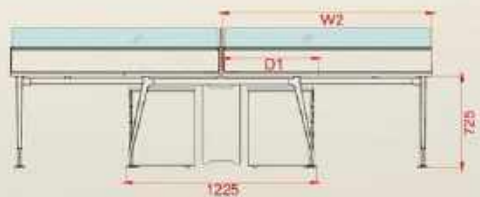
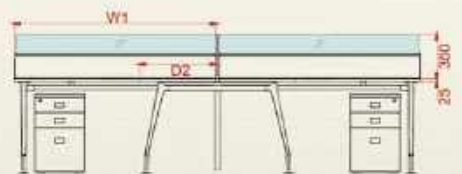


W1	W2	D1	D2	H	Code	CBM	G.W. (kg)
1400	1400	600	600	1100	MDS-WS04-140060110-FE	1.33	308
1500	1500	600	600		MDS-WS04-150060110-FE	1.37	319
1600	1600	600	600		MDS-WS04-160060110-FE	1.39	331
1800	1800	600	600	1100	MDS-WS04-180060110-FE	1.45	354
1400	1400	750	600		MDS-WS04-140075110-FE	1.39	318
1500	1500	750	600		MDS-WS04-150075110-FE	1.43	331
1600	1600	750	600		MDS-WS04-160075110-FE	1.46	343
1800	1800	750	600		MDS-WS04-180075110-FE	1.52	368



BENCH WORKSTATIONS

MD9-WS04-FF



W1	W2	D1	D2	H	Code	CBM	GW (kg)
1400	1400	800	800	1100	MD9-WS04-140080110-FF	1.33	300
1500	1500	800	800		MD9-WS04-150080110-FF	1.37	320
1600	1600	800	800		MD9-WS04-160080110-FF	1.38	332
1800	1800	800	800		MD9-WS04-180080110-FF	1.45	325
1400	1400	750	800	1100	MD9-WS04-140075110-FF	1.39	319
1500	1500	750	800		MD9-WS04-150075110-FF	1.43	332
1600	1600	750	800		MD9-WS04-160075110-FF	1.46	344
1800	1800	750	800		MD9-WS04-180075110-FF	1.52	370




BENCH WORKSTATIONS

FAD-WS04-LE

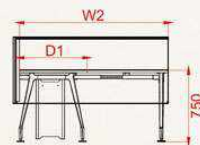


W1	D1	H	Code	CBM	GW (kg)
1400	600	1100	MDS-WS04-140060110-LE	2.35	498
1500	600		MDS-WS04-150060110-LE	2.37	467
1600	600		MDS-WS04-160060110-LE	2.40	478
1800	600		MDS-WS04-180060110-LE	2.46	501
2000	600		MDS-WS04-200060110-LE	2.53	527
1400	750	1100	MDS-WS04-140075110-LE	2.36	483
1500	750		MDS-WS04-150075110-LE	2.41	496
1600	750		MDS-WS04-160075110-LE	2.44	509
1800	750		MDS-WS04-180075110-LE	2.51	525
2000	750		MDS-WS04-200075110-LE	2.59	549



BENCH WORKSTATIONS

MDS-WS04-LD

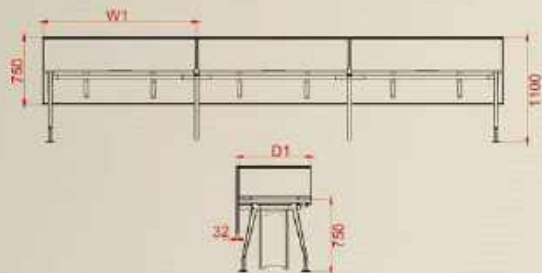


W1	W2	D1	D2	H	Code	CBM	G.W. (kg)
1400	1400	600	600	1100	MDS-WS04-140060110-LD	1.64	439
1500	1500	600	600		MDS-WS04-150060110-LD	1.69	458
1600	1600	600	600		MDS-WS04-160060110-LD	1.74	477
1800	1800	600	600		MDS-WS04-180060110-LD	1.84	515
1400	1400	750	600	1100	MDS-WS04-140075110-LD	1.65	459
1500	1500	750	600		MDS-WS04-150075110-LD	1.72	480
1600	1600	750	600		MDS-WS04-160075110-LD	1.77	501
1800	1800	750	600		MDS-WS04-180075110-LD	1.87	542



BENCH WORKSTATIONS

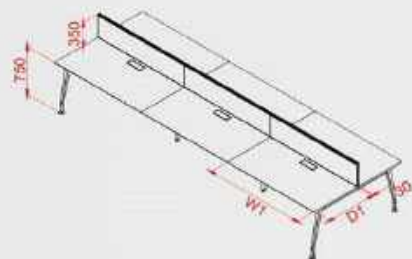
MCS-WS04-LB



W1	D1	H	Code	CEM	G.W. (kg)
1000	600	1100	MDS-WS03-100060110-LB	0.92	215
1200	600		MDS-WS03-120060110-LB	0.96	232
1400	600		MDS-WS03-140060110-LB	1.01	249
1500	600		MDS-WS03-150060110-LB	1.04	258
1600	600		MDS-WS03-160060110-LB	1.06	266
1800	600		MDS-WS03-180060110-LB	1.11	283
2000	600	MDS-WS03-200060110-LB	1.16	300	
1000	750	1100	MDS-WS03-100075110-LB	0.94	232
1200	750		MDS-WS03-120075110-LB	0.98	252
1400	750		MDS-WS03-140075110-LB	1.04	271
1500	750		MDS-WS03-150075110-LB	1.07	281
1600	750		MDS-WS03-160075110-LB	1.10	291
1800	750		MDS-WS03-180075110-LB	1.15	311
2000	750	MDS-WS03-200075110-LB	1.21	333	

BENCH WORKSTATIONS

MDS-WS06-FA

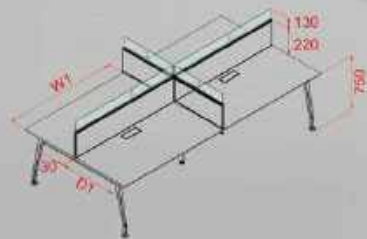


Wf	Df	H	Code	CBM	G.W. (kg)
1000	500	1100	MDS-WS06-100000110-FA-CR	1.53	318
1200	600		MDS-WS06-120000110-FA-CR	1.59	337
1400	600		MDS-WS06-140000110-FA-CR	1.64	356
1500	600		MDS-WS06-150000110-FA-CR	1.68	365
1600	600		MDS-WS06-160000110-FA-CR	1.71	368
1800	600		MDS-WS06-180000110-FA-CR	1.77	364
2000	600		MDS-WS06-200000110-FA-CR	1.85	422
1000	750		MDS-WS06-100075110-FA-CR	1.64	346
1200	750		MDS-WS06-120075110-FA-CR	1.70	372
1400	750		MDS-WS06-140075110-FA-CR	1.76	386
1500	750	1100	MDS-WS06-150075110-FA-CR	1.81	409
1600	750		MDS-WS06-160075110-FA-CR	1.84	406
1800	750		MDS-WS06-180075110-FA-CR	1.90	445
2000	750		MDS-WS06-200075110-FA-CR	2.01	482



BENCH WORKSTATIONS

MDS-WS04-FG



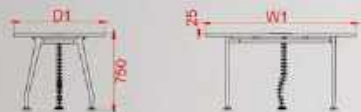
W1	D1	H	Code	CBM	G.W. (kg)
1600	600	1100	MDS-WS04-100060110-FG	1.10	219
1200	600		MDS-WS04-120060110-FG	1.54	232
1400	600		MDS-WS04-140060110-FG	1.18	244
1500	600		MDS-WS04-150060110-FG	1.21	251
1600	600		MDS-WS04-160060110-FG	1.22	257
1800	600		MDS-WS04-180060110-FG	1.26	270
2000	600	MDS-WS04-200060110-FG	1.31	285	
1600	750	1100	MDS-WS04-100075110-FG	1.18	234
1200	750		MDS-WS04-120075110-FG	1.22	249
1400	750		MDS-WS04-140075110-FG	1.26	263
1500	750		MDS-WS04-150075110-FG	1.29	271
1600	750		MDS-WS04-160075110-FG	1.31	278
1800	750		MDS-WS04-180075110-FG	1.35	293
2000	750	MDS-WS04-200075110-FG	1.41	312	




MEETING TABLE

MEETING TABLE

MCS-E

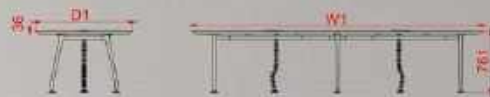


W1	D1	H	Code	CBM	G.W. (kg)
1500	900	750	MCS-E150090-S	0.14	30
1800	900	750	MCS-E180090-S	0.18	43
2400	1200	750	MCS-E240120-S	0.22	71



MEETING TABLE

MD9-E300120-9



W1	D1	H	Code	CBM	G.W. (kg)
3000	1200	750	MD9-E300120-E	0.30	107



MEETING TABLE

MC9-E-BL-G



W1	D1	H	Code	CBM	G.W. (kg)
1500	900	737	MC9-E150000-BL-G	0.25	57
1800	900	737	MC9-E180000-BL-G	0.28	67
2400	1200	737	MC9-E240120-BL-G	0.43	111

MEETING TABLE

MCS-E



Diámetro	H	Code	CBM	G.W. (kg)
900	700	MCS-E090-04	0.08	21
1000		MCS-E100-04	0.09	25
1200		MCS-E120-04	0.10	32

MEETING TABLE

MDS-E-BL-G



Diameter	H	Code	CEM	G.W. (kg)
800	737	MDS-E090-BL-G	0.13	28
1000		MDS-E100-BL-G	0.14	33
1200		MDS-E120-BL-G	0.18	49

TRAINING TABLE

TRAINING TABLE

MCS-T02-A



Wt	Dt	H	Code	CBM	GW. (kg)
1400	600	750	MEB-T02-00000-A	0,11	21
1500	600		MEB-T02-00001-A	0,12	23
1600	600		MEB-T02-00002-A	0,12	26
1800	600		MEB-T02-00003-A	0,13	29
2000	600		MEB-T02-00004-A	0,14	32